



**Equality and Diversity
Workforce Data Report
2019**

All public sector organisations, including health boards, are required to comply with the Equality Act 2010. Integrated into the Act is the Public Sector Equality Duty (PSED) which came into force in April 2011. The PSED requires public bodies to have due regard to the need to:

- Eliminate discrimination, harassment, victimisation and any other conduct that is prohibited under the Act
- Advance equality of opportunity between persons who share a relevant protected characteristic and those who do not
- Foster good relations between those who share a protected characteristic and those who do not

The Equality Act 2010 (Specific Duties) (Scotland) Regulations 2012 came into force in May 2012. One of the specific duties is the requirement for organisations to gather and publish an annual report, breaking down their workforce by each of the 9 'protected characteristics' which are:

- Age
- Disability
- Gender
- Gender Reassignment
- Marriage and Civil Partnership
- Pregnancy and Maternity
- Race
- Religion and Belief
- Sexual Orientation

Another of the requirements under the Specific Duties legislation is to mainstream the equality duty which means that equality should be integrated into the day to day, core business of an authority. A range of data and evidence (for example on recruitment, pay, grievances and disciplinary action) on staff, broken down by protected characteristic is crucial to being able to meet the Public Sector Equality Duty. Equality monitoring information lets us identify how people experience employment within NHS Dumfries and Galloway, based on their protected characteristics, and in turn set actions to tackle any inequality evidenced within the data.

This report contains some of the high level observations for each protected characteristic. The report meets NHS Dumfries and Galloway's statutory obligation, under the Equality Act 2010 (Specific Duties) (Scotland) Regulations 2012, to publish information annually relating to the diversity profile of our workforce and an analysis of equality and diversity in recruitment, retention, development and training.

1. Staff in Post

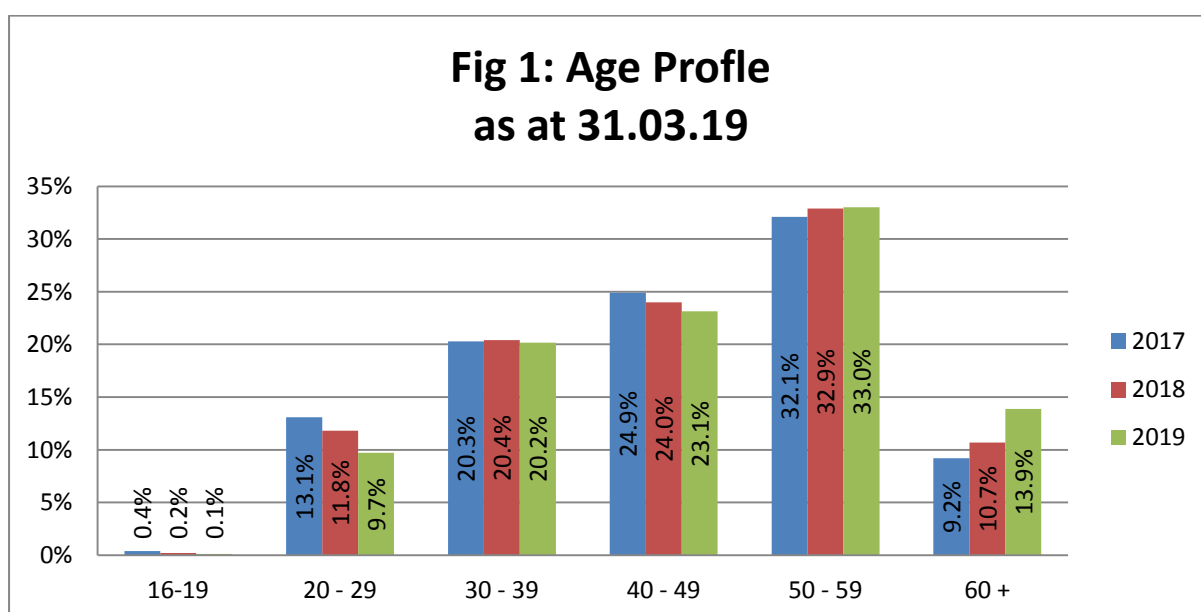
The tables contained within this section show the numbers of staff in post, broken down by protected characteristic as at 31 March 2019. The number of staff in post are shown as a percentage of the overall workforce.

1.1 Age

As at 31st March 2019, the largest proportion of the NHS Dumfries and Galloway (NHS D&G) workforce were in the 50-59 age range (33%), followed by the 40-49 age range (23.1%). The 60+ age range has the greatest increase since 2019, with an increase of 3.2%.

Locally Dumfries and Galloway has an aging population. In the 2011 Census, the highest proportion (22.4%) of the local population were in the 45-59 age range, followed by the 19.6% within the 60-74 age range.

The aging workforce presents a challenge. There is potential for NHS D&G to lose more experienced members of staff in the forthcoming years due to retirement. However, the desire, or requirement for people to work until they are older also presents a challenge, particularly within services with a significant physical component. The Board has recognised these challenges and has committed to recruiting and developing more young people through the 'Developing the Young Workforce' Plan. The NHS D&G Equality Outcomes 2017 – 2021 include an outcome which states that *'More young people and disabled people will be successfully supported to access workplace opportunities, reducing barriers, so they feel part of the working community'*.



1.2 Gender

As at 31st March 2019, the breakdown of the NHS D&G workforce was 85% female (compared with 81.6% in 2018) and 14% male. Figure 2 shows that there are a majority of females within most of the pay bands, with the exception of Band 9 and Non Agenda for Change/Not Known Band, which includes medical staff.

As shown in Figure 3, 63% of female staff work part time compared to 31% of male staff. The number of male staff working part time has increased by 2% since 2017.

In April 2019, NHS D&G published a detailed breakdown of the gender pay gap and occupational segregation analysis by gender. This report can be found [here](#). A working group is being established to develop an action plan around this.

NHS Dumfries and Galloway strives support a healthy work/life balance through various policies, in particular the Special Leave Policy and the Flexible Working Policy. The Board has also been successful in gaining Carer Positive 'Engaged' status and work is being undertaken to gain 'established' status.

Fig 2: Gender Profile by Grade as at 31.03.19

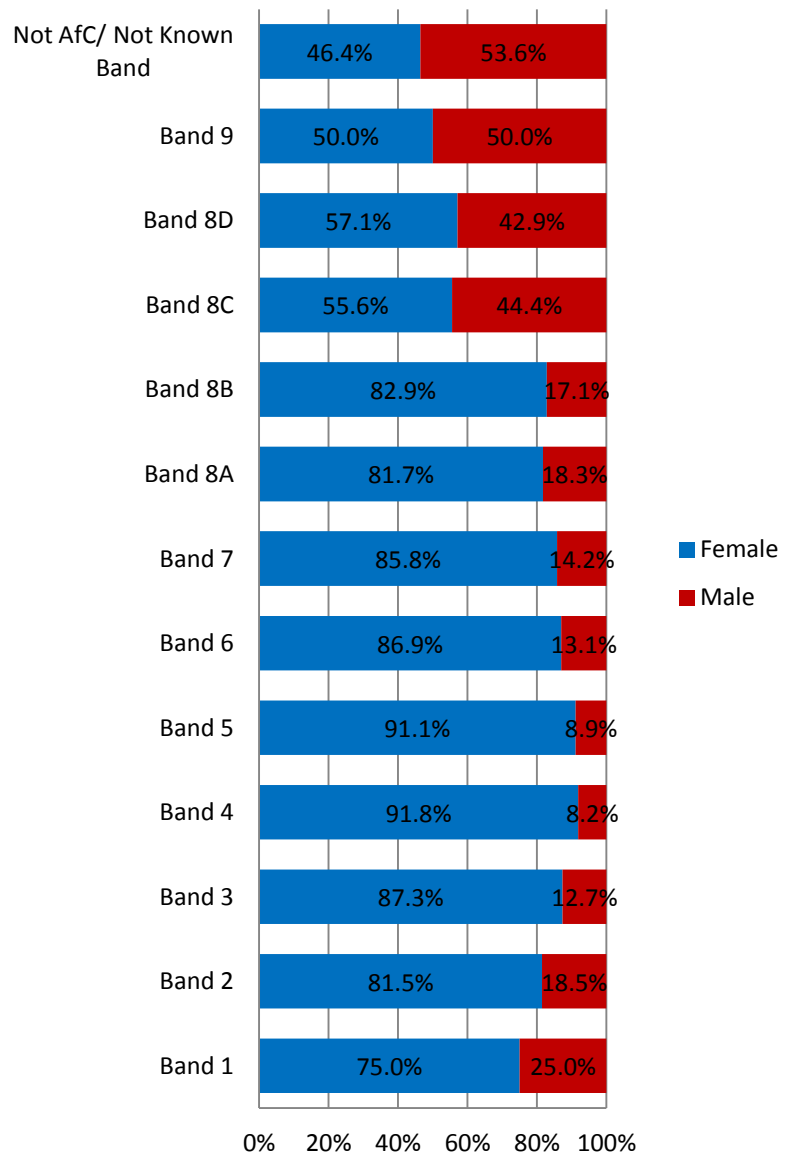
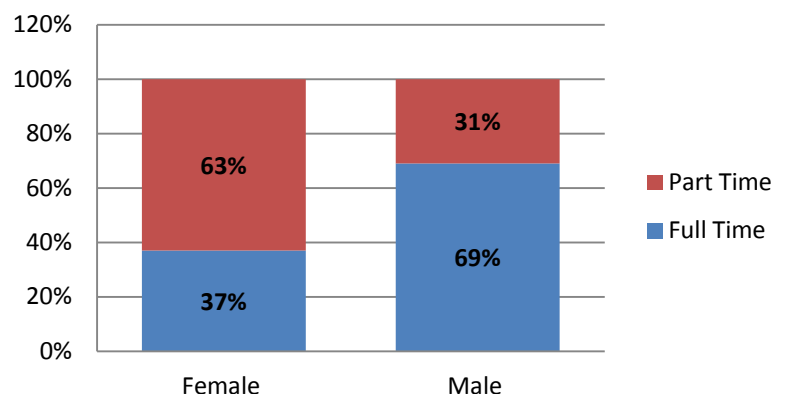
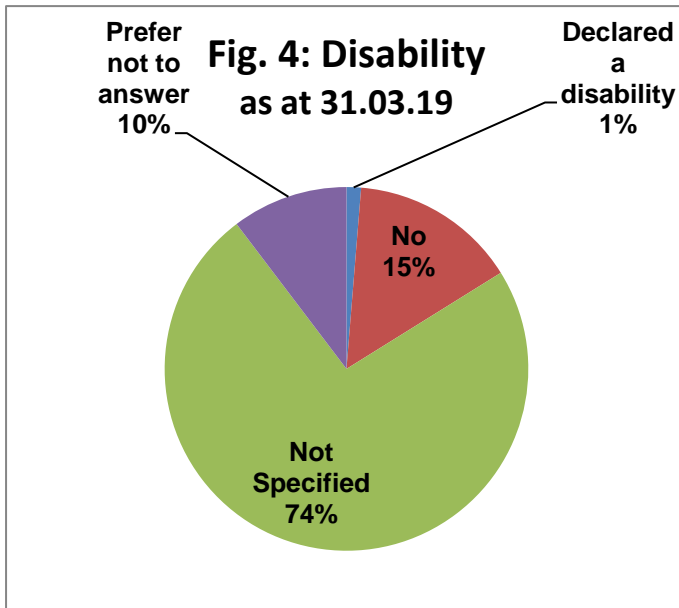


Fig 3. Gender Profile by Working Hours



1.3 Disability



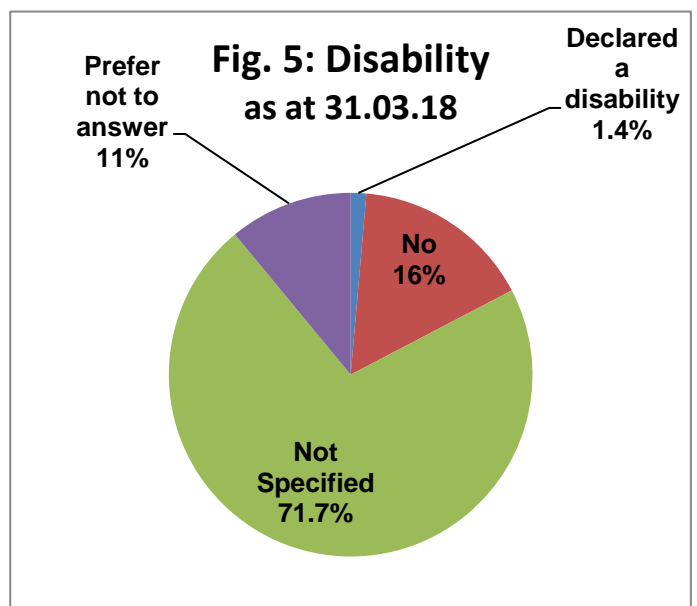
As at 31 March 2019, disability status was known for 16% of the workforce. 10% of staff had opted not to answer this question and on 74% of staff records this question was left blank. **Figure 4** and **Figure 5** show the percentage of staff responses to this question in 2019 and 2018.

Work must continue within the Board to encourage staff to complete all of their equalities information and ensure that it is kept up to date and accurate.

Staff must be reassured at the same time that their information will keep confidential. The recent work around the EESS HR system to roll this out further to managers must include communication around the personal details, including protected characteristics being kept up to date.

NHS D&G have recognised both from previous Workforce Equality Data Reports, as well as other local and national evidence, that there was a need to set one of the Board equality outcomes on disabled people in the workplace. The 2017 – 2021 Equality Outcomes include an outcome which states that *‘More young people and disabled people will be successfully supported to access workplace opportunities, reducing barriers, so they feel part of the working community’*. The Board is currently holds the Disability Confident Level 2 award which replaces the previous ‘Positive about Disabled People Scheme’ and work is being undertaken to gain Level 3.

The NHS D&G Equal Pay Statement 2017 also includes some narrative on the analysis of the occupational segregation in relation to disability. This report can be found [here](#).



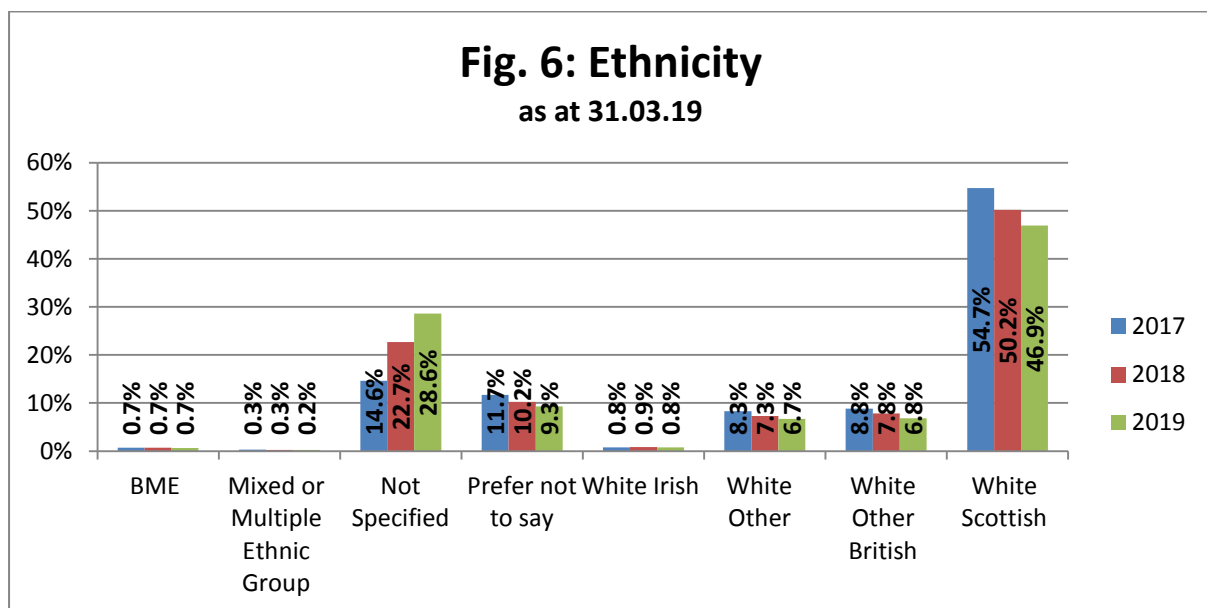
1.4 Ethnicity

As at 31st March 2019, the NHS D&G workforce is predominately White Scottish (46.9%). 28.6% of the workforce have not specified their ethnicity within their staff record and 9.3% had opted not to answer. There is therefore no data available on 37.9% of the workforce. The remaining staff are split between the other ethnic groups.

The 2011 Scottish Census indicated that 80.3% of the local population identified as White Scottish and that 1.2% of the local population identified as Asian, or 'Other Ethnic' group. This compares to 0.7% of staff in post that have identified as Black or Ethnic Minority.

The NHS D&G Equal Pay Statement 2017 also includes some narrative on the analysis of the occupational segregation in relation to ethnicity. This report can be found [here](#).

Please note that the ethnic groups in Figure 6 have been combined for the purposes of reporting and the small numbers contained within some of the categories.

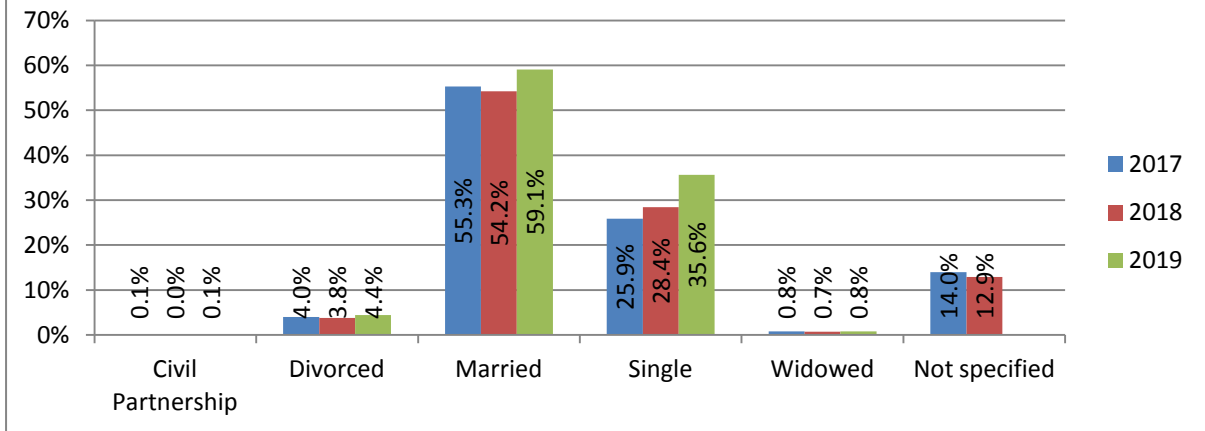


1.5 Marriage and Civil Partnership

As at 31st March 2019, 59.2% of the workforce were either married or in a civil partnership. This is slightly higher than what was indicated in the 2011 Census which indicated that 51.4% of local people were either married or in a civil partnership.

Best practice guidance on equality monitoring indicates that marriage and civil partnership should be included as it is a protected characteristic under the Equality Act 2010, in respect of the requirement to have due regard to the need to eliminate discrimination.

Fig. 7: Marriage and Civil Partnerships
as at 31.03.19



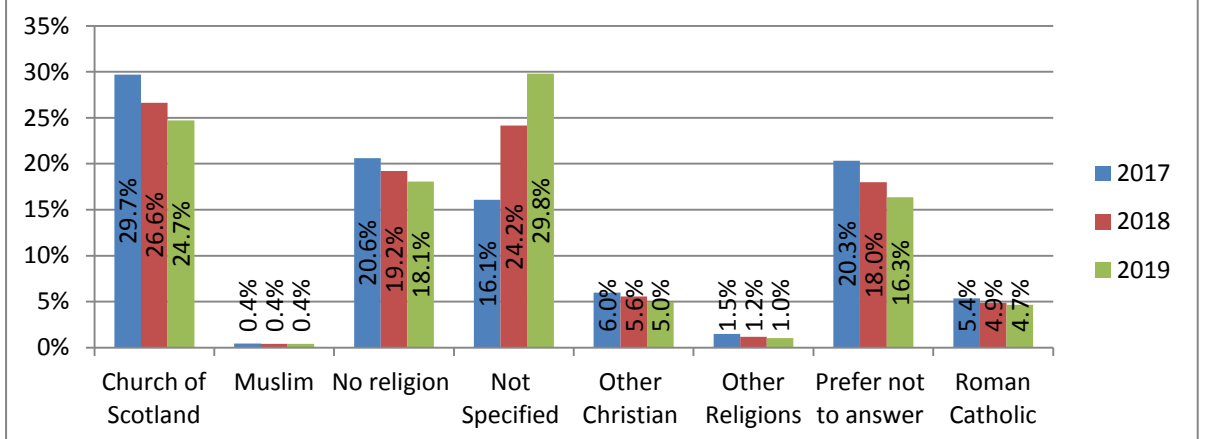
1.6 Religion and Belief

As at 31st March 2019, 34.4% of the workforce identified as being of a Christian Faith. This is followed by 18.1% who indicated that they have no religion or belief and 16.3% who opted not to say. We have no information on 29.8% of the workforce because they have opted not to say. All other specific religions have relatively smaller numbers, making up around 1.4% of the workforce.

The 2011 Scottish Census indicated that around 56.3% of local people identified as being of Christian faith, 34.6% indicated no religion and 1.1% indicating that they are of another religion or belief.

Please note that some of the religion and belief groups in Figure 8 have been combined for the purposes of reporting and the numbers contained within some of the categories.

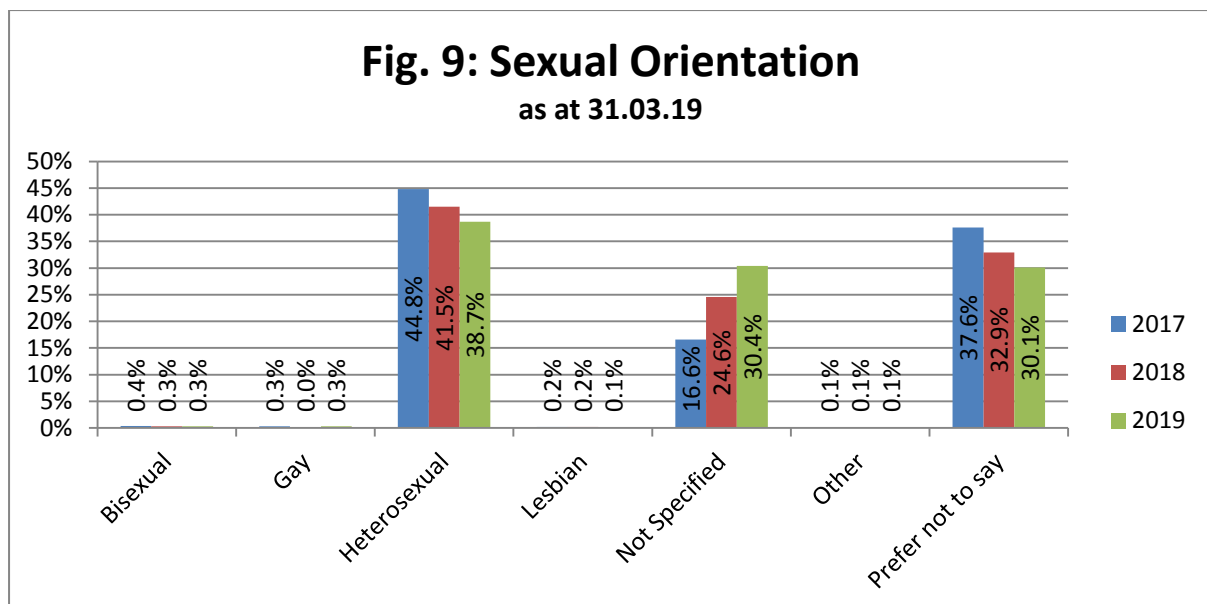
Fig. 8: Religion and Belief
as at 31.03.19



1.7 Sexual Orientation

As at 31st March 2019, 38.7% of the workforce identified as heterosexual. There is no data available on 60.5% of the workforce. There is no 'official' figure in terms of the number of Lesbian, Gay, Bisexual (LGB) people in Scotland. A local study carried out by LGBT Youth in 2016 suggested that around 7.8% of young people in the local population identified as being LGB and being 'out'. The Office for National Statistics indicated that 2% of the population aged 16 and over identified as LGB. Other national studies suggest this figure is anywhere between 1% and 10% of the population.

NHS D&G have committed to LGBT equality within the 2017-2021 Equality Outcomes. Outcome 3 states that '*All people, no matter their sexuality, gender or sexual expression will experience less unfair treatment*'. .



1.8 Transgender

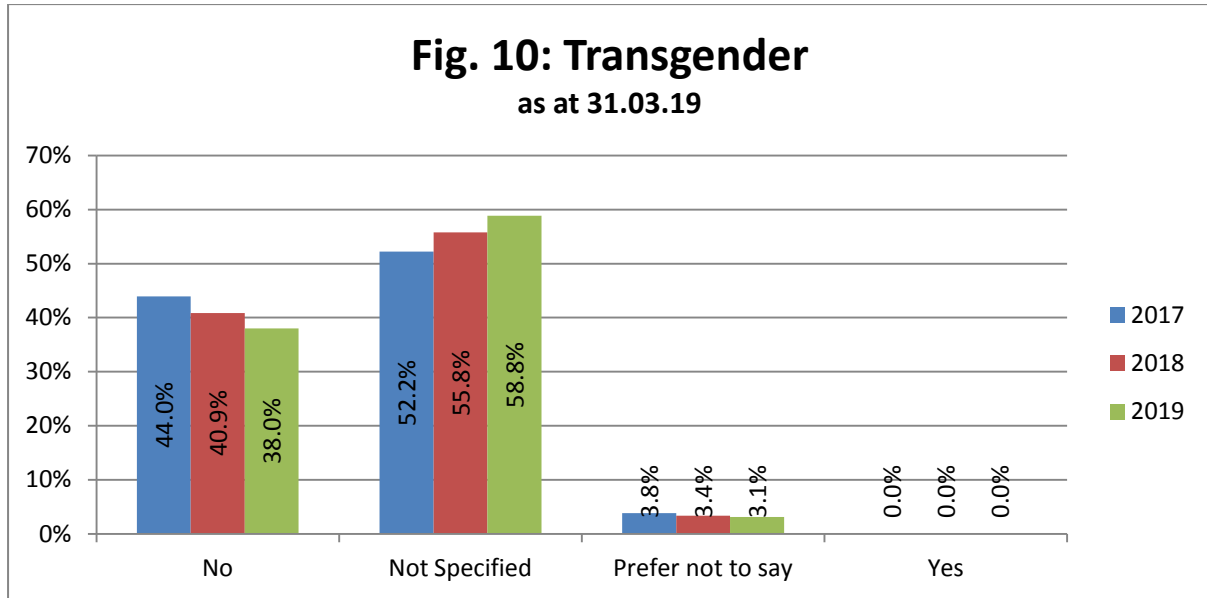
As at 31 March 2019, 0% of the NHS D&G workforce indicated that they have previously, are in the process of, or are planning to undergo gender reassignment. There is no available data on over half of the workforce (62.2%) and 38% of staff have answered no.

There is limited accurate information on the number of people in Scotland that have transitioned gender. It is known, however, through research that most transgender employees are not 'out' as trans to their workplace colleagues and managers.

NHS D&G developed a Transgender and Gender Neutral Policy for staff in 2016. This policy sets out the Board's responsibilities as employers of transgender people, as well as those who identify as gender non-binary or gender neutral. The policy gives a clear message that discrimination will not be tolerated towards transgender

members of staff and that members of staff should be treated with dignity and respect regardless of the their gender identity.

The 2017 – 2021 Equality Outcomes also include an outcome which states that ‘*All people, no matter their sexuality, gender or sexual expression will experience less unfair treatment*’.



2. Recruitment

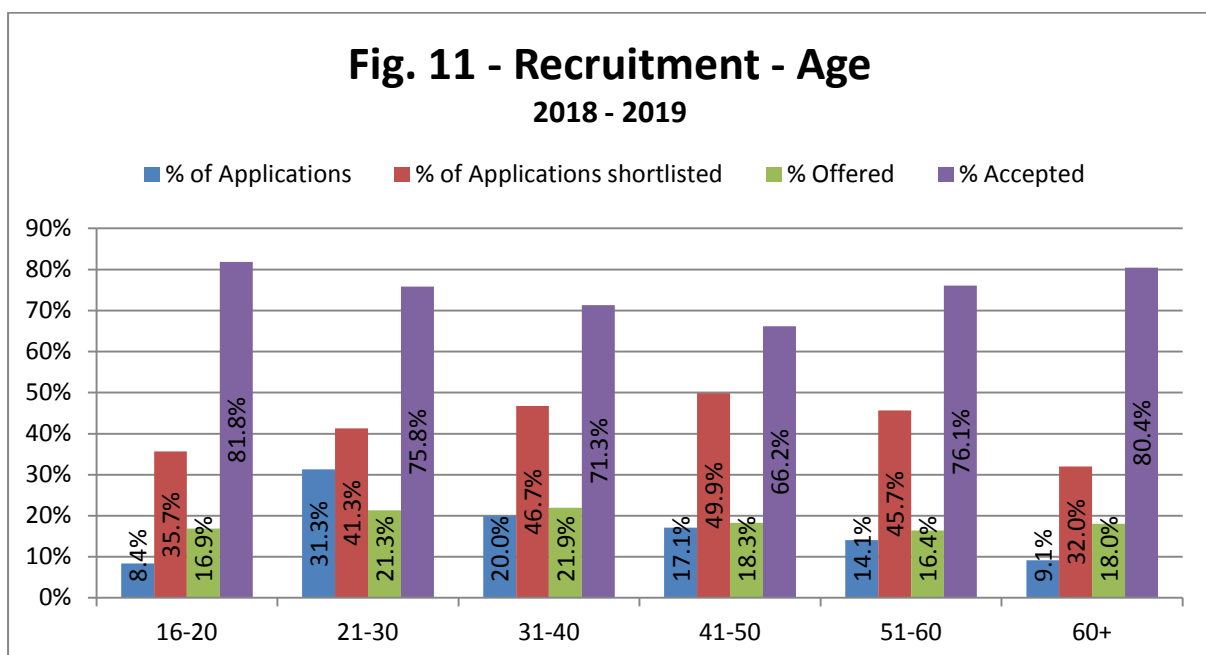
NHS Dumfries and Galloway have a Recruitment and Selection Policy setting out its principles in recruitment and selecting new staff in order to:

- Comply with legal requirements and best practice
- Provide a consistent and equitable approach to recruitment
- Ensure NHS Dumfries and Galloway employs individuals with the necessary skills, qualifications and experience at all levels of the organisation to provide the highest possible quality of care to patients and clients
- Ensure that all those involved with recruitment reflect positively the image of the organisation
- Ensure that all internal and external candidates have had all pre-employment checks completed before commencing employment

The Recruitment and Selection Policy and Procedures are underpinned by the values of fairness and equality of opportunity. They aim to be transparent and to reflect the diversity of the local population.

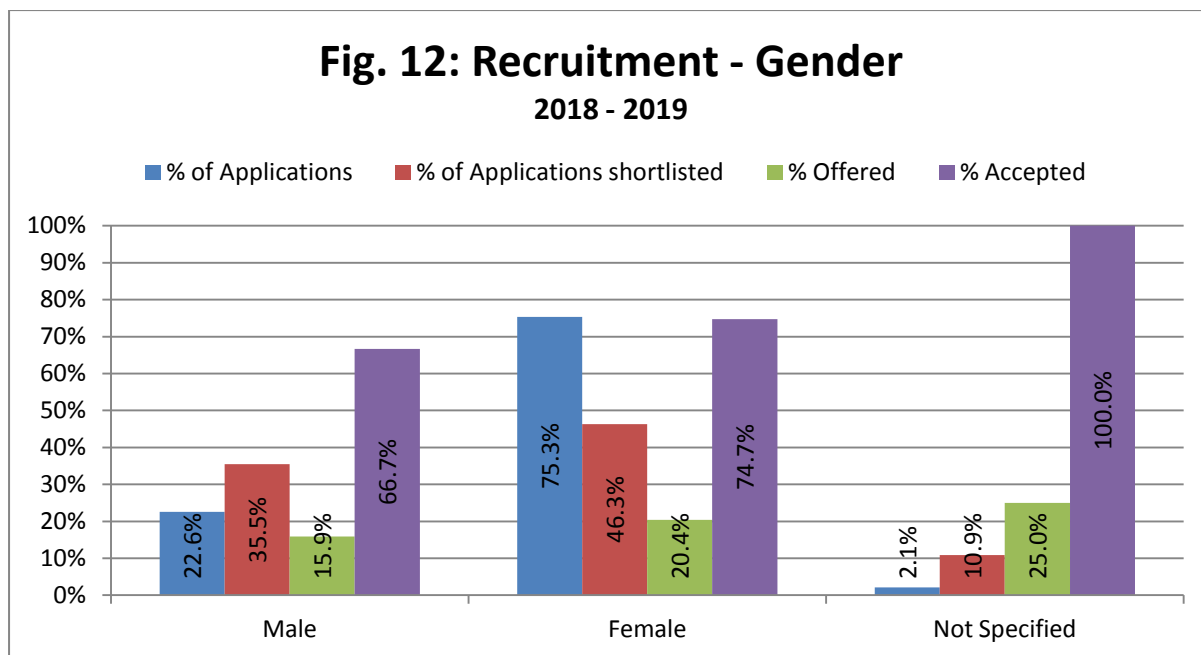
2.1 Age

The age group that submitted the most applications in 2018-19 were from the 21-30 age group (31.3% a decrease from 38.8% in 2017-18) followed by the 31-40 age group (20%). The percentage of applicants shortlisted was highest in the 41-50 age group (49.9%) followed by the 31-40 age group (46.7%). In terms of those being offered a post following interview, the 31-40 age group offered a post to 21.9% of those interviewed, followed by the 21-30 age group where 21.3% were offered a post following interview. 81.8% of 16-20 years olds accepted a post following an offer, a slight decrease from 2018 where this figure was 87.5%. In all other groups, there has been an increase in those accepting a post following job offer.



2.2 Gender

Recruitment data for 2018-19 showed that 75.3% of applications received were from females, a slight increase from 73.5% of applications in 2017-18 and 66.7% in 2016-17. This is significantly above the reported census population of 51.5%. Of the applications received from females, 46.3% were shortlisted compared to 35.5% of males. 20.4% of shortlisted females are then offered a post compared with 15.9% of males. When it comes to accepting a post, 74.7% of females accept – an increase from 47.2% the previous year. 66.7% of males accept, following a job offer.



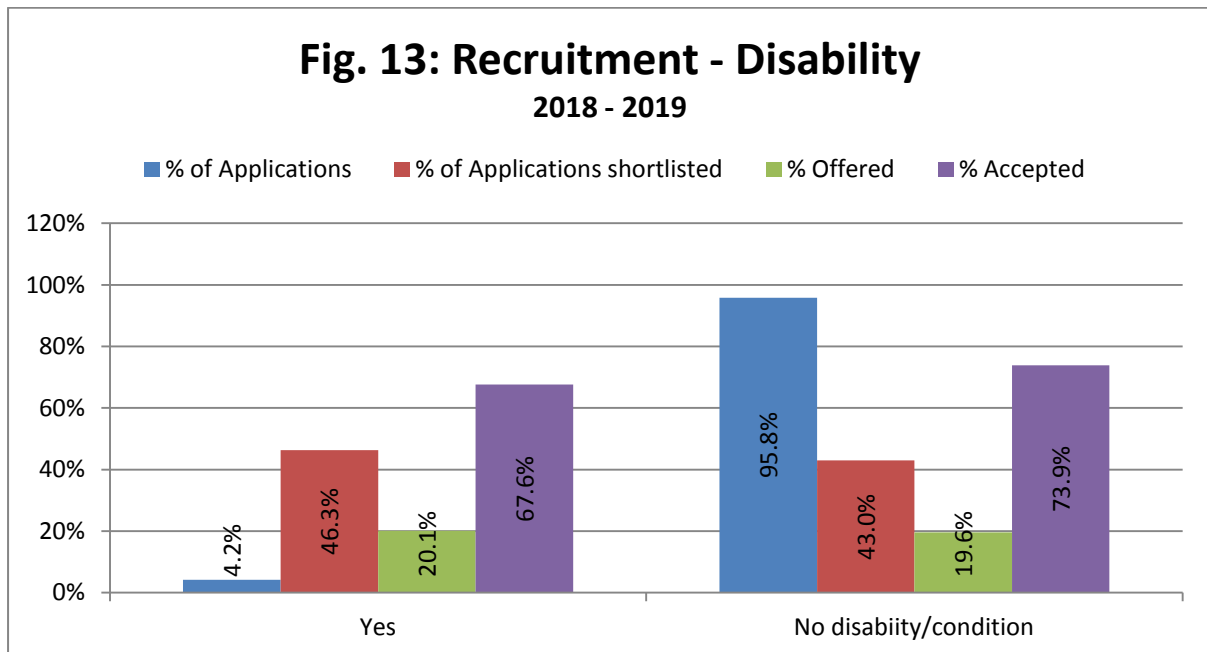
2.3 Disability

The number of applications reporting a disability in 2018-19 was 4.2%, a slight increase of 0.2% since the 2017-18 and an increase of 1.5% since 2016-17. It is estimated that around 19% of people of working age in Scotland are disabled¹. The number of applications shortlisted as a percentage of applications received is around the same for those who have indicated a disability and those who have not. 46.3% of the applications received from those indicating a disability were shortlisted for interview compared with 43% of those who indicated that they did not have a disability. In terms of being offered a post, 20.1% of those who indicated a disability were offered, compared with 19.6% of those who did not. In terms of accepting a post, 67.6% of those who indicated a disability accepted compared with 73.9% of those who do not.

NHS D&G currently hold Disability Confident Level 2 'Employer' status. Work is in currently in progress to work towards Level 3 'Leader' status. It is hoped that as the organisation is increasingly seen as Disability Confident, it will encourage a greater

¹ <http://www.gov.scot/Topics/People/Equality/disability>

number of applications from disabled people. In addition, disabled candidates who meet all of the essential criteria for posts are offered the chance to be guaranteed an interview if they wish to be considered under the 'Job Interview Guarantee Scheme'.



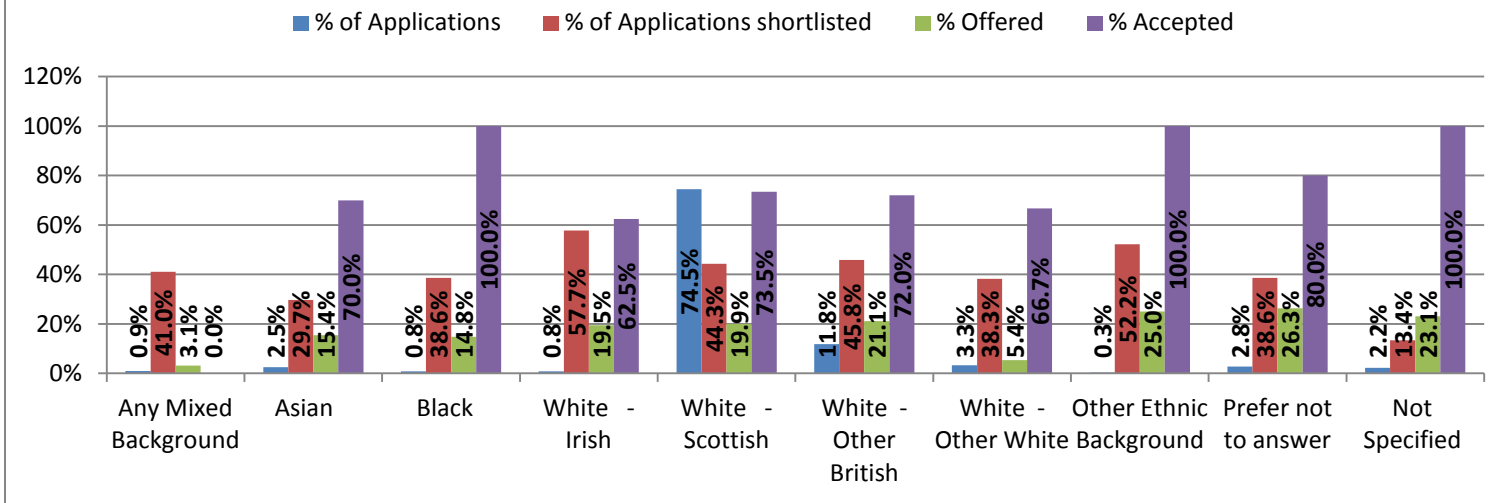
2.4 Ethnicity

Within the 2011 Scottish Census, 80% of the local population identified as White Scottish with a further 18.5% identifying as 'White' within other categories. This is broadly reflected in the number of applications received by the Board. In 2018-19, 74.5% of all applicants identified as 'White Scottish' with 15.9% identifying as 'White' within other categories. There is no information available on the ethnicity of 5% of applicants as they either have selected that they would prefer not to answer this question, or have not specified an ethnicity. 2.5% of applicants identified as 'Asian' which is higher than the local Census figure of 0.7%, and the remaining categories total 2% which is again higher than the Census figure relating to other ethnic groups (1.5%).

The group most likely to be shortlisted were 'White Irish' with 57.7% of applicants shortlisted, however the numbers applying from this category are small.

Some of the ethnicity categories contained within Figure 14 have been combined for reporting purposes.

Fig. 14: Recruitment - Ethnicity
2018 - 2019



2.5 Religion and Belief

In 2018-19, the largest applicant group was from those identifying as having 'no religion' (52.7%) - an increase of 2.9% since 2017-18 and 7.4% since 2016-17. This is higher than the census figure which indicated that 34.6% of local people have no religion. There is no information on a further 9.1% of applicants as they either have selected that they would prefer not to answer this question, or have not specified their religion or belief.

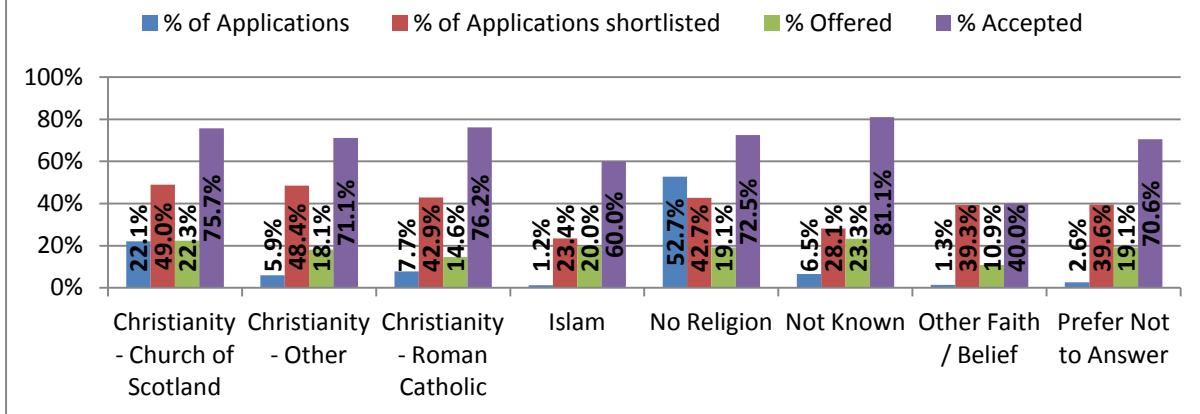
In terms of the various religions, those applicants identifying as Christian make up 35.7% of applications which is considerably lower than the census figure of 56.3%. In terms of other religions, NHS D&G attracted applications from a slightly more diverse pool of applicants compared to the Census population - Islam (1.2%) and 'other faith/belief' (1.3%) People identifying as these religions make up 1.1% of the local population compared with 2.5% of applicants.

In terms of success in being shortlisted following application, the most successful applicant group were those of Christian Faith, followed by those with no religion/belief.

In terms of being offered a post, the most successful group were those whose religion or belief was not known, followed by Christianity – Church of Scotland.

It should be noted that the very small applicant numbers within these groups must be taken into account and that some of the categories contained within Figure 15 have been combined for reporting purposes.

Fig. 15: Recruitment - Religion and Belief
2018 - 2019

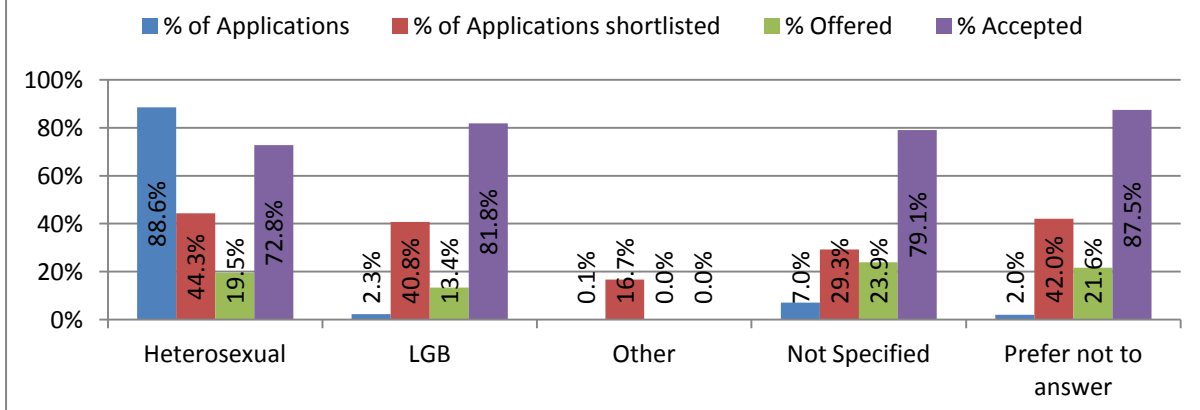


2.6 Sexual Orientation

In 2018-19, the largest applicant group was from those identifying as heterosexual (88.6%), no increase of almost since 2017-18. There is no information on a further 9% of applicants as they either have selected that they would prefer not to answer this question, or have not specified their sexual orientation. 2.4% of applicants have identified as lesbian, gay or bisexual (LGB) or 'other' which is an increase of 0.2% since 2017-18.

The most successful applicant group shortlisted following application is those that who identified as Heterosexual (44.3%), followed by those who opted not to answer the question (42.%) and those identifying as LGB (40.8%). In terms of those who are offered a post, 13.4% of those identifying as LGB were offered a post compared with 19.5% of heterosexual people and 21.6% of those who had opted not to answer. The small applicant numbers of some of the categories must be taken into account.

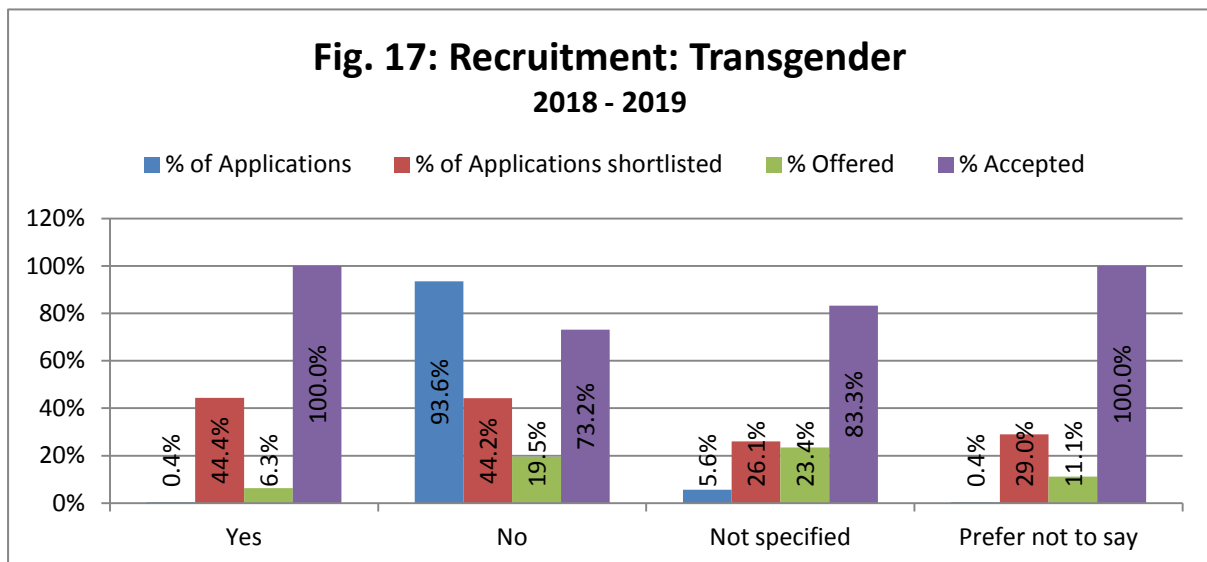
Fig. 16: Recruitment - Sexual Orientation
2018 - 2019



2.7 Transgender

In 2018-19, the largest applicant group was from those identifying as not being transgender (93.6%). There is no information on a further 6% of applicants as they either have selected that they would prefer not to answer this question, or have left this question unanswered. 0.4% of applicants have identified as transgender which is a slight increase of 0.2% in 2017-18. There are no official estimates on the number of transgender people in the UK.

The small number of applicants identifying as transgender make it difficult to draw any conclusions on the recruitment process; however 44.4% of applicants have been shortlisted with 6.3% being offered a post. This is compared to 44.2% of applicants who have identified as not transgender being shortlisted for interview for a post and 19.5% being offered a post.



3. Disciplinary Cases

Figure 18 to Figure 23 show the breakdown of disciplinary cases in 2018-19 by protected characteristic.

Fig. 18: Age

■ 20-29 ■ 30-39 ■ 40-49 ■ 50-59 ■ 60+

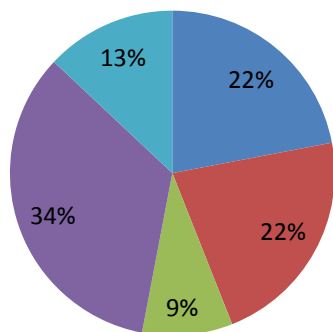


Fig. 19: Disability

■ Declined to comment ■ No ■ Not specified ■ Yes

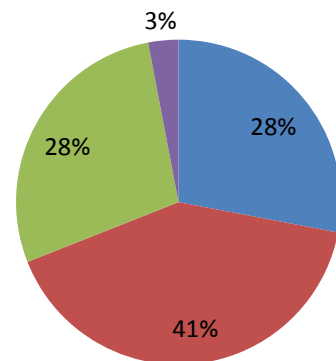


Fig. 20: Gender

■ Female ■ Male

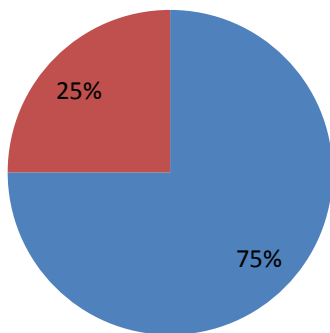


Fig. 21: Ethnicity

■ Not Specified
■ Prefer not to answer
■ White - Other
■ White - Scottish
■ White - British

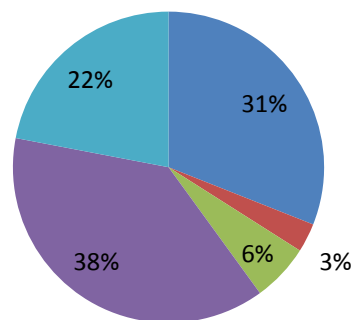


Fig. 22: Marriage and Civil Partnership

■ Divorced ■ Married ■ Not specified
■ Single ■ Widowed

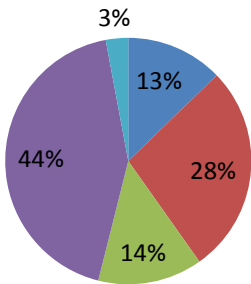
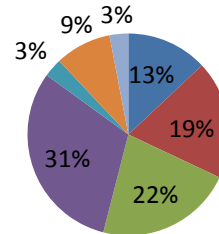


Fig. 23: Religion and Belief

■ Christian - Other ■ Church of Scotland
■ No religion ■ Not Specified
■ Other ■ Prefer not to answer
■ Roman Catholic



4. Grievance Cases

Figure 24 to Figure 31 show the breakdown of grievance cases in 2017/18 by protected characteristic.

Fig. 24: Disability

■ No ■ Not specified ■ Prefer not to answer ■ Yes

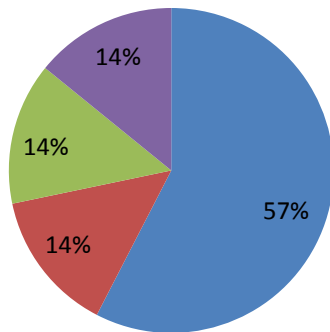


Fig. 25: Age

■ 20-29 ■ 30-39 ■ 40-49 ■ 50-59

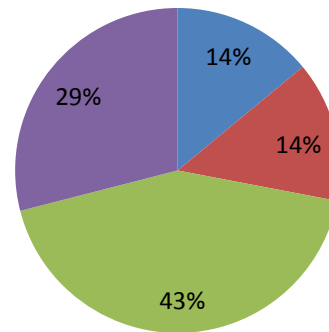


Fig. 26: Gender

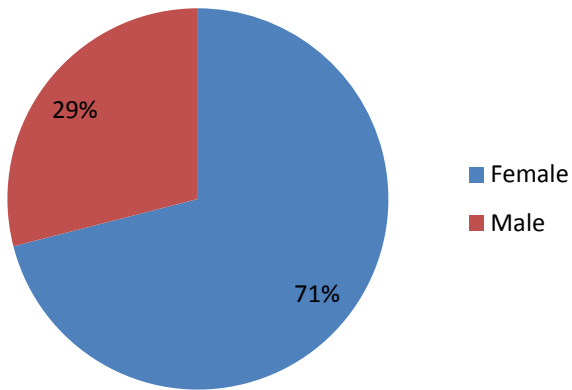


Fig. 27: Ethnicity

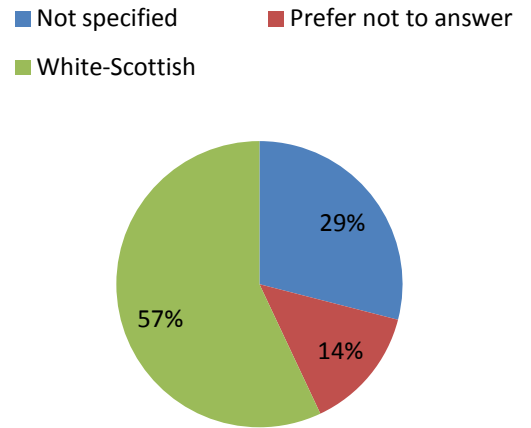


Fig. 28: Marriage and Civil Partnership

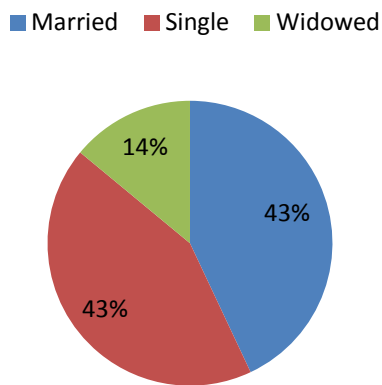


Fig. 29: Religion and Belief

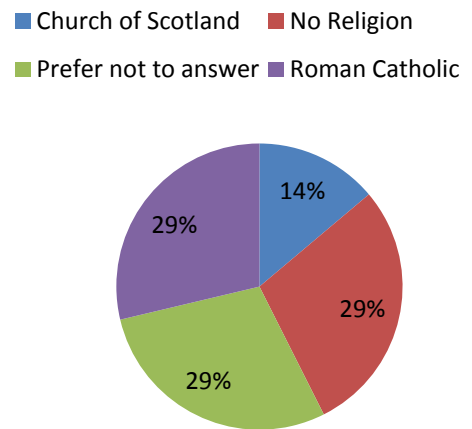


Fig. 30: Sexual Orientation

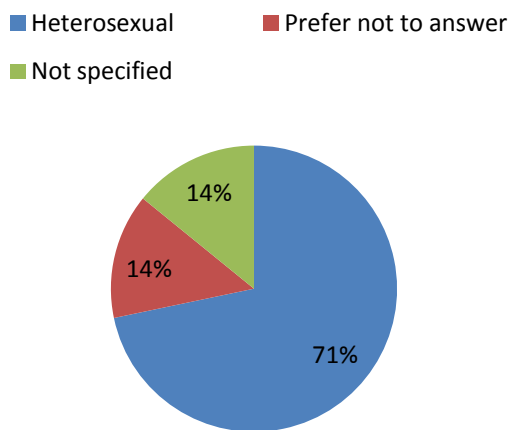
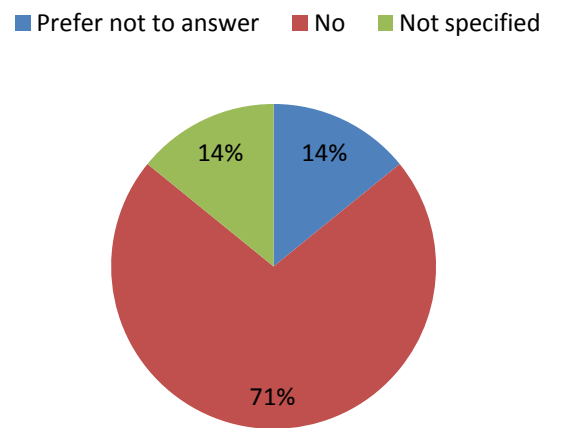


Fig. 31: Transgender



5. Conclusion

Data on the current workforce within NHS D&G is fairly robust in terms of age and gender, acknowledging that there is only the option to select 'male' or 'female' and with no option for another/other gender. This accurate data can assist the board to plan the workforce of the future and attempt to make sure that our workforce reflects the population within the local community.

Data on the protected characteristics of ethnicity, disability, religion and belief and sexual orientation continues to be limited, due to the numbers of staff leaving questions unanswered or stating that they would prefer not to answer. Work must continue to increase awareness throughout the workforce of the benefits of disclosing protected characteristic data as well as reassuring staff that this information is kept confidential. The collection of appropriate and meaningful data on pregnancy and maternity should also be considered within future reports.

NHS D&G has acknowledged the work required on equality and diversity monitoring through the Board equality outcomes and has set actions to try to overcome some of the limitations on the available data. It is hoped that through time, staff will be more comfortable sharing this data, and have a greater understanding of why this is crucial in order to ensure that we are providing an equal service for all of our workforce.

Natural staff turnover will continue to result in greater equality data building over time as all new staff are asked to update their details during the induction process, but it could take a number of years to collect data for all staff. Staff currently have the option to log into our HR system and complete their equality details at any time but this is something which we will be continuing to promote now that all staff have access to the Electronic Employee Support System (EESS). This will hopefully, over time, allow us to report more accurately on some of the equality information, coupled with the work currently underway to derive all reports from the national workforce system. The data collected within this report will be used as the Board equality outcomes are implemented and then reviewed to track if and where progress is being made.